





B.Q. ZHENG
Evaluation of Instruction Program Report
 19W: STATS 10 DIS 4B: INTRO-STAT REASON
 No. of responses = 15
 Enrollment = 46
 Response Rate = 32.61%

1. Background Information:

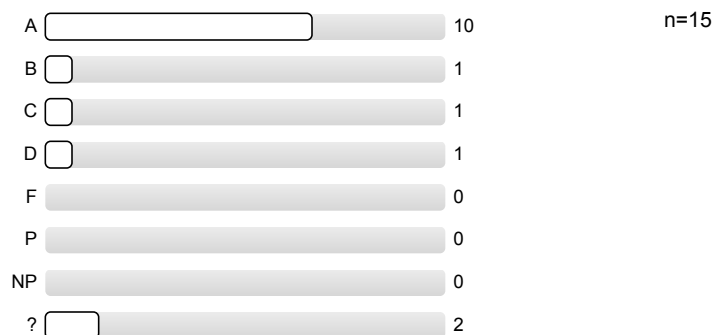
1.1) Year in School:




1.2) UCLA GPA:



1.3) Expected Grade:



1.4) What requirements does this course fulfill?



2. To What Extent Do You Feel That:

2.1)	Teaching Assistant Knowledge “ The T.A. was knowledgeable about the material.	Very Low or Never	0 0 0 1 0 1 2 2 9 1 2 3 4 5 6 7 8 9	Very High or Always	n=15 av.=8.07 md=9 dev.=1.49
2.2)	Teaching Assistant Concern “ The T.A. was concerned about student learning.	Very Low or Never	0 0 0 1 0 1 4 0 9 1 2 3 4 5 6 7 8 9	Very High or Always	n=15 av.=7.93 md=9 dev.=1.53
2.3)	Organization “ Section presentations were well prepared and organized.	Very Low or Never	0 1 0 0 0 1 3 1 9 1 2 3 4 5 6 7 8 9	Very High or Always	n=15 av.=7.87 md=9 dev.=1.92
2.4)	Scope “ The teaching assistant expanded on course ideas.	Very Low or Never	1 0 0 0 0 0 4 1 9 1 2 3 4 5 6 7 8 9	Very High or Always	n=15 av.=7.87 md=9 dev.=2.1
2.5)	Interaction “ Students felt welcome in seeking help in or outside of the class.	Very Low or Never	0 0 1 0 0 1 4 1 8 1 2 3 4 5 6 7 8 9	Very High or Always	n=15 av.=7.8 md=9 dev.=1.7
2.6)	Communication Skills “ The teaching assistant had good communication skills.	Very Low or Never	0 0 1 0 1 2 3 0 8 1 2 3 4 5 6 7 8 9	Very High or Always	n=15 av.=7.53 md=9 dev.=1.88
2.7)	Value “ The overall value of the sections justified your time and effort.	Very Low or Never	1 0 0 0 0 2 2 1 9 1 2 3 4 5 6 7 8 9	Very High or Always	n=15 av.=7.73 md=9 dev.=2.19
2.8)	Overall “ What is your overall rating of the teaching assistant?	Very Low or Never	1 0 0 0 0 1 4 1 8 1 2 3 4 5 6 7 8 9	Very High or Always	n=15 av.=7.67 md=9 dev.=2.13

3. Your View of Section Characteristics:

3.1)	Difficulty (relative to other courses)	Low	1 10 4 1 2 3	High	n=15 av.=2.2 md=2 dev.=0.56
3.2)	Workload/pace was	Too Slow	0 14 1 1 2 3	Too Much	n=15 av.=2.07 md=2 dev.=0.26
3.3)	Integration of section with course was	Poor	0 8 6 1 2 3	Excellent	n=14 av.=2.43 md=2 dev.=0.51 ab.=1
3.4)	Texts, required readings	Poor	0 8 4 1 2 3	Excellent	n=12 av.=2.33 md=2 dev.=0.49 ab.=3

3.5)	Homework assignments		n=13 av.=2.23 md=2 dev.=0.44 ab.=2
3.6)	Graded materials, examinations		n=15 av.=2.27 md=2 dev.=0.46
3.7)	Lecture presentations		n=11 av.=2.45 md=2 dev.=0.52 ab.=3
3.8)	Class discussions		n=14 av.=2.21 md=2 dev.=0.7 ab.=1

4. Comments:

- 4.1) Please identify what you perceive to be the real strengths and weaknesses of this teaching assistant and course.
- During the lab, it was very helpful that the TA taught how to use the software well and provided hints for how to solve the problem.
 - I liked that he cared about student learning because he always set extra time aside when there was major projects coming up, such as the midterm and final. He also sent out friendly reminders which were really helpful. As for the course content, he was very knowledgeable and made sure to not go off tangent. He always had material to keep the students engaged for the whole discussion sections. I guess his weakness would be that he expects his students to know the 'easy' stuff. I understand that if you go to sections students should know the material, but I know some students who were genuinely confused even when they tried their best.
 - TA was knowledgeable at statistics and was helpful.
 - The TA was excellent at explaining lecture material. They did a really good job at explaining problems in discussion. One weakness could be perhaps the really fast pace but he was always available if someone needed more help.
 - While the teaching assistant was very knowledgeable on the course subject there have been many instances in which the instructor has refused to go over certain materials because he claims that it is "too simple," "no one can fail this," and he won't "waste time on this." His resistance in going over all the material proves to be a problem seeing as the course is an introductory course to the subject taken by a mass amount of non-STEM majors to fulfill GEs and university requirements.
 - Zheng was an okay T.A. He would go over labs at a decent pace, however, sometimes he would go faster than usual which would make it difficult to follow through. Sometimes I would get a low score on questions he explained which made no sense because he himself explained to me and worked through the labs with us.
 - did not help students, section was very bland and he did not expand upon ideas. he simply repeated statements. he was very knowledgeable but did not teach us well at all. also a little condescending at times.
 - the T.A. is well informed about the information he teaches. he helped and went over difficult concepts and gave out tips for studying and what to study. he also helped go over study guide questions for review sessions.

Profile

Subunit: **STATS**
 Name of the instructor: **B.Q. ZHENG**
 Name of the course: **19W: STATS 10 DIS 4B: INTRO-STAT REASON**
 (Name of the survey)

Values used in the profile line: Mean

2. To What Extent Do You Feel That:

2.1) Teaching Assistant Knowledge “The T.A. was knowledgeable about the material.	Very Low or Never		Very High or Always	n=15	av.=8.07
2.2) Teaching Assistant Concern “The T.A. was concerned about student learning.	Very Low or Never		Very High or Always	n=15	av.=7.93
2.3) Organization “Section presentations were well prepared and organized.	Very Low or Never		Very High or Always	n=15	av.=7.87
2.4) Scope “The teaching assistant expanded on course ideas.	Very Low or Never		Very High or Always	n=15	av.=7.87
2.5) Interaction “Students felt welcome in seeking help in or outside of the class.	Very Low or Never		Very High or Always	n=15	av.=7.80
2.6) Communication Skills “The teaching assistant had good communication skills.	Very Low or Never		Very High or Always	n=15	av.=7.53
2.7) Value “The overall value of the sections justified your time and effort.	Very Low or Never		Very High or Always	n=15	av.=7.73
2.8) Overall “What is your overall rating of the teaching assistant?”	Very Low or Never		Very High or Always	n=15	av.=7.67

3. Your View of Section Characteristics:

3.1) Difficulty (relative to other courses)	Low		High	n=15	av.=2.20
3.2) Workload/pace was	Too Slow		Too Much	n=15	av.=2.07
3.3) Integration of section with course was	Poor		Excellent	n=14	av.=2.43
3.4) Texts, required readings	Poor		Excellent	n=12	av.=2.33
3.5) Homework assignments	Poor		Excellent	n=13	av.=2.23
3.6) Graded materials, examinations	Poor		Excellent	n=15	av.=2.27
3.7) Lecture presentations	Poor		Excellent	n=11	av.=2.45
3.8) Class discussions	Poor		Excellent	n=14	av.=2.21