




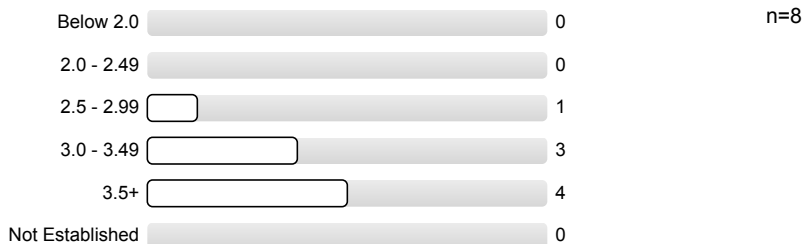
B.Q. ZHENG
Evaluation of Instruction Program Report
 19W: STATS 10 DIS 4A: INTRO-STAT REASON
 No. of responses = 9
 Enrollment = 45
 Response Rate = 20%

1. Background Information:


1.1) Year in School:




1.2) UCLA GPA:



1.3) Expected Grade:



1.4) What requirements does this course fulfill?



2. To What Extent Do You Feel That:

2.1)	Teaching Assistant Knowledge “ The T.A. was knowledgeable about the material.	Very Low or Never	0 0 0 0 0 0 0 3 6 1 2 3 4 5 6 7 8 9	Very High or Always	n=9 av.=8.67 md=9 dev.=0.5
2.2)	Teaching Assistant Concern “ The T.A. was concerned about student learning.	Very Low or Never	0 0 0 0 0 0 1 3 5 1 2 3 4 5 6 7 8 9	Very High or Always	n=9 av.=8.44 md=9 dev.=0.73
2.3)	Organization “ Section presentations were well prepared and organized.	Very Low or Never	0 0 0 0 0 1 2 2 4 1 2 3 4 5 6 7 8 9	Very High or Always	n=9 av.=8 md=8 dev.=1.12
2.4)	Scope “ The teaching assistant expanded on course ideas.	Very Low or Never	0 0 0 0 0 0 1 3 5 1 2 3 4 5 6 7 8 9	Very High or Always	n=9 av.=8.44 md=9 dev.=0.73
2.5)	Interaction “ Students felt welcome in seeking help in or outside of the class.	Very Low or Never	0 0 0 0 0 0 2 2 5 1 2 3 4 5 6 7 8 9	Very High or Always	n=9 av.=8.33 md=9 dev.=0.87
2.6)	Communication Skills “ The teaching assistant had good communication skills.	Very Low or Never	0 0 0 0 0 0 2 3 4 1 2 3 4 5 6 7 8 9	Very High or Always	n=9 av.=8.22 md=8 dev.=0.83
2.7)	Value “ The overall value of the sections justified your time and effort.	Very Low or Never	0 0 0 0 0 0 2 2 5 1 2 3 4 5 6 7 8 9	Very High or Always	n=9 av.=8.33 md=9 dev.=0.87
2.8)	Overall “ What is your overall rating of the teaching assistant?	Very Low or Never	0 0 0 0 0 0 2 2 5 1 2 3 4 5 6 7 8 9	Very High or Always	n=9 av.=8.33 md=9 dev.=0.87

3. Your View of Section Characteristics:

3.1)	Difficulty (relative to other courses)	Low	1 7 1 1 2 3	High	n=9 av.=2 md=2 dev.=0.5
3.2)	Workload/pace was	Too Slow	0 6 2 1 2 3	Too Much	n=8 av.=2.25 md=2 dev.=0.46 ab.=1
3.3)	Integration of section with course was	Poor	0 3 6 1 2 3	Excellent	n=9 av.=2.67 md=3 dev.=0.5
3.4)	Texts, required readings	Poor	0 3 4 1 2 3	Excellent	n=7 av.=2.57 md=3 dev.=0.53 ab.=2

3.5)	Homework assignments		n=8 av.=2.63 md=3 dev.=0.52 ab.=1
3.6)	Graded materials, examinations		n=9 av.=2.44 md=2 dev.=0.53
3.7)	Lecture presentations		n=9 av.=2.44 md=2 dev.=0.53
3.8)	Class discussions		n=8 av.=2.5 md=2.5 dev.=0.53 ab.=1

4. Comments:

- 4.1) Please identify what you perceive to be the real strengths and weaknesses of this teaching assistant and course.
- Bang is a really good TA. He showed a great concern for his students's understanding of the materials and always try to go extra mile to make sure the concepts are clear. His OH was very helpful and he made labs easier to understand as the wording for some problems were confusing. Thank you for a great quarter!
 - Bang is such an amazing TA! He really knows how the exam is formatted etc. so he can help you a lot. He communicates well and is very relaxed as well which is good. Thanks Bang!
 - Bang is very knowledgeable and definitely knows what he is talking about. However, he didn't show up to lecture, and so sometimes he would explain concepts differently than the professor did, which was confusing at times. He's very nice and tries to make himself available to students, but I'm not sure if he was an AMAZING TA.
 - Bang really cares about his students. Sometimes he would go too fast with the material. I think he would assume that us students were understanding the concepts so he would move on quickly. However, he was always open to questions and willing to explain concepts.
 - Bang set our section up for success by helping us through the labs and explaining the concepts in slightly different ways than the Professor so that we could have another way of understanding the material. Bang is a great TA and really cares about his students' success.
 - Great TA. He was helpful, and made lab enjoyable despite it being an 8 am. Also anytime I needed assistance in the course, I e-mailed him, and he would respond fast and was always helpful.
 - Lab and discussion are both very helpful in succeeding in this class! Lab section makes homework very easy and discussion helps review and clarify course material
 - V.good
 - very great TA, he was very useful during office hours and reliable

Profile

Subunit: **STATS**
 Name of the instructor: **B.Q. ZHENG**
 Name of the course: **19W: STATS 10 DIS 4A: INTRO-STAT REASON**
 (Name of the survey)

Values used in the profile line: Mean

2. To What Extent Do You Feel That:

2.1) Teaching Assistant Knowledge – The T.A. was knowledgeable about the material.	Very Low or Never										Very High or Always	n=9	av.=8.67
2.2) Teaching Assistant Concern – The T.A. was concerned about student learning.	Very Low or Never										Very High or Always	n=9	av.=8.44
2.3) Organization – Section presentations were well prepared and organized.	Very Low or Never										Very High or Always	n=9	av.=8.00
2.4) Scope – The teaching assistant expanded on course ideas.	Very Low or Never										Very High or Always	n=9	av.=8.44
2.5) Interaction – Students felt welcome in seeking help in or outside of the class.	Very Low or Never										Very High or Always	n=9	av.=8.33
2.6) Communication Skills – The teaching assistant had good communication skills.	Very Low or Never										Very High or Always	n=9	av.=8.22
2.7) Value – The overall value of the sections justified your time and effort.	Very Low or Never										Very High or Always	n=9	av.=8.33
2.8) Overall – What is your overall rating of the teaching assistant?	Very Low or Never										Very High or Always	n=9	av.=8.33

3. Your View of Section Characteristics:

3.1) Difficulty (relative to other courses)	Low										High	n=9	av.=2.00
3.2) Workload/pace was	Too Slow										Too Much	n=8	av.=2.25
3.3) Integration of section with course was	Poor										Excellent	n=9	av.=2.67
3.4) Texts, required readings	Poor										Excellent	n=7	av.=2.57
3.5) Homework assignments	Poor										Excellent	n=8	av.=2.63
3.6) Graded materials, examinations	Poor										Excellent	n=9	av.=2.44
3.7) Lecture presentations	Poor										Excellent	n=9	av.=2.44
3.8) Class discussions	Poor										Excellent	n=8	av.=2.50