





**B.Q. ZHENG**  
**Evaluation of Instruction Program Report**  
 191: STATS 101A DIS 1B: INT DATA ANALY REGR  
 No. of responses = 13  
 Enrollment = 39  
 Response Rate = 33.33%

1. Background Information:

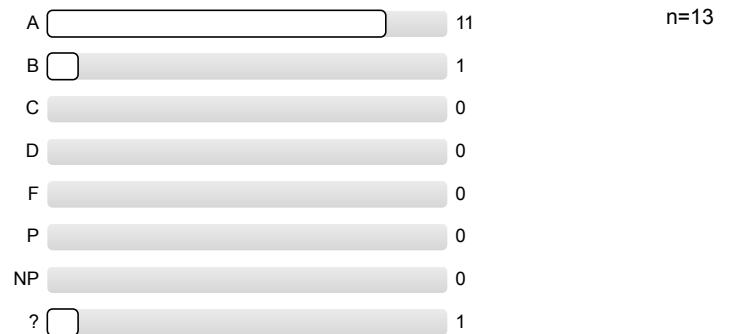
1.1) Year in School:




1.2) UCLA GPA:



1.3) Expected Grade:



1.4) What requirements does this course fulfill?



2. To What Extent Do You Feel That:

2.1)	Teaching Assistant Knowledge “ The T.A. was knowledgeable about the material.	Very Low or Never		Very High or Always	n=13 av.=7.38 md=7 dev.=1.56
2.2)	Teaching Assistant Concern “ The T.A. was concerned about student learning.	Very Low or Never		Very High or Always	n=13 av.=7.85 md=8 dev.=1.46
2.3)	Organization “ Section presentations were well prepared and organized.	Very Low or Never		Very High or Always	n=13 av.=7.46 md=7 dev.=1.51
2.4)	Scope “ The teaching assistant expanded on course ideas.	Very Low or Never		Very High or Always	n=13 av.=7.92 md=9 dev.=1.32
2.5)	Interaction “ Students felt welcome in seeking help in or outside of the class.	Very Low or Never		Very High or Always	n=13 av.=7.92 md=8 dev.=1.26
2.6)	Communication Skills “ The teaching assistant had good communication skills.	Very Low or Never		Very High or Always	n=13 av.=7.92 md=8 dev.=1.04
2.7)	Value “ The overall value of the sections justified your time and effort.	Very Low or Never		Very High or Always	n=13 av.=8.15 md=8 dev.=0.9
2.8)	Overall “ What is your overall rating of the teaching assistant?	Very Low or Never		Very High or Always	n=13 av.=8 md=8 dev.=1.08

3. Your View of Section Characteristics:

3.1)	Difficulty (relative to other courses)	Low		High	n=13 av.=1.92 md=2 dev.=0.49
3.2)	Workload/pace was	Too Slow		Too Much	n=13 av.=2 md=2 dev.=0
3.3)	Integration of section with course was	Poor		Excellent	n=13 av.=2.15 md=2 dev.=0.38
3.4)	Texts, required readings	Poor		Excellent	n=13 av.=2.15 md=2 dev.=0.38

3.5)	Homework assignments		n=13 av.=2.15 md=2 dev.=0.38
3.6)	Graded materials, examinations		n=13 av.=2.31 md=2 dev.=0.48
3.7)	Lecture presentations		n=13 av.=2.23 md=2 dev.=0.44
3.8)	Class discussions		n=13 av.=2.23 md=2 dev.=0.44

## 4. Comments:

- 4.1) Please identify what you perceive to be the real strengths and weaknesses of this teaching assistant and course.
- Bang is a savage. Man is awesome wish he TA'd all my courses for stats. He super helpful wants you to do well and is phenomenal with explaining how the things we did in class are applied to the real world. Great guy, great TA!
  - I really enjoy how open and honest you are with the class on making it easier for us and yourself if we just follow your instructions. I cannot think of a better TA. You're amazing, keep doing what you do!
  - Very helpful and good TA
  - Very helpful and sometimes can teaches clearer than the professor. He teaches what's important for the HW and exams. Sometimes he does not really answer my questions though, but overall he is very helpful in this course.
  - strengths: engaging, helpful, knowledgeable, welcoming  
 weaknesses: maybe needs to elaborate a bit more behind usage of certain formulas

# Profile

Subunit: **STATS**  
 Name of the instructor: **B.Q. ZHENG**  
 Name of the course: **191: STATS 101A DIS 1B: INT DATA ANALY REGR**  
 (Name of the survey)

Values used in the profile line: Mean

## 2. To What Extent Do You Feel That:

2.1) Teaching Assistant Knowledge – The T.A. was knowledgeable about the material.	Very Low or Never		Very High or Always	n=13	av.=7.38
2.2) Teaching Assistant Concern – The T.A. was concerned about student learning.	Very Low or Never		Very High or Always	n=13	av.=7.85
2.3) Organization – Section presentations were well prepared and organized.	Very Low or Never		Very High or Always	n=13	av.=7.46
2.4) Scope – The teaching assistant expanded on course ideas.	Very Low or Never		Very High or Always	n=13	av.=7.92
2.5) Interaction – Students felt welcome in seeking help in or outside of the class.	Very Low or Never		Very High or Always	n=13	av.=7.92
2.6) Communication Skills – The teaching assistant had good communication skills.	Very Low or Never		Very High or Always	n=13	av.=7.92
2.7) Value – The overall value of the sections justified your time and effort.	Very Low or Never		Very High or Always	n=13	av.=8.15
2.8) Overall – What is your overall rating of the teaching assistant?	Very Low or Never		Very High or Always	n=13	av.=8.00

## 3. Your View of Section Characteristics:

3.1) Difficulty (relative to other courses)	Low		High	n=13	av.=1.92
3.2) Workload/pace was	Too Slow		Too Much	n=13	av.=2.00
3.3) Integration of section with course was	Poor		Excellent	n=13	av.=2.15
3.4) Texts, required readings	Poor		Excellent	n=13	av.=2.15
3.5) Homework assignments	Poor		Excellent	n=13	av.=2.15
3.6) Graded materials, examinations	Poor		Excellent	n=13	av.=2.31
3.7) Lecture presentations	Poor		Excellent	n=13	av.=2.23
3.8) Class discussions	Poor		Excellent	n=13	av.=2.23