




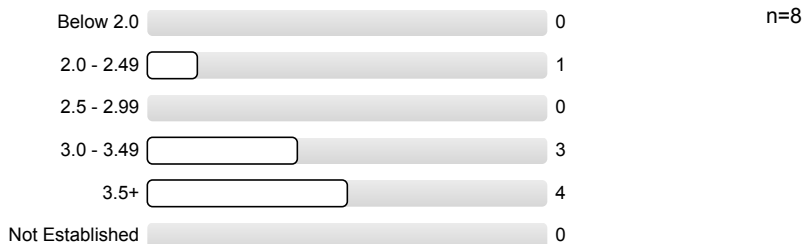
B.Q. ZHENG
Evaluation of Instruction Program Report
 191: STATS 101A DIS 1A: INT DATA ANALY REGR
 No. of responses = 8
 Enrollment = 34
 Response Rate = 23.53%

1. Background Information:

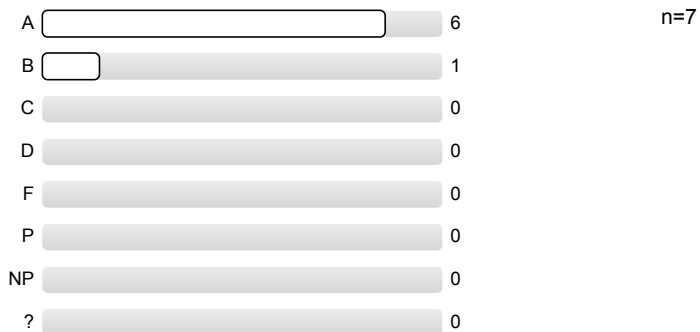
1.1) Year in School:




1.2) UCLA GPA:



1.3) Expected Grade:



1.4) What requirements does this course fulfill?



2. To What Extent Do You Feel That:

2.1)	Teaching Assistant Knowledge “ The T.A. was knowledgeable about the material.	Very Low or Never	0 0 1 0 0 0 1 2 4 1 2 3 4 5 6 7 8 9	Very High or Always	n=8 av.=7.75 md=8.5 dev.=2.05
2.2)	Teaching Assistant Concern “ The T.A. was concerned about student learning.	Very Low or Never	0 0 0 0 1 0 0 2 5 1 2 3 4 5 6 7 8 9	Very High or Always	n=8 av.=8.25 md=9 dev.=1.39
2.3)	Organization “ Section presentations were well prepared and organized.	Very Low or Never	0 0 0 1 0 0 3 0 4 1 2 3 4 5 6 7 8 9	Very High or Always	n=8 av.=7.63 md=8 dev.=1.77
2.4)	Scope “ The teaching assistant expanded on course ideas.	Very Low or Never	0 0 0 1 0 1 0 2 4 1 2 3 4 5 6 7 8 9	Very High or Always	n=8 av.=7.75 md=8.5 dev.=1.83
2.5)	Interaction “ Students felt welcome in seeking help in or outside of the class.	Very Low or Never	0 0 0 1 0 0 1 1 5 1 2 3 4 5 6 7 8 9	Very High or Always	n=8 av.=8 md=9 dev.=1.77
2.6)	Communication Skills “ The teaching assistant had good communication skills.	Very Low or Never	0 0 0 1 0 0 1 3 3 1 2 3 4 5 6 7 8 9	Very High or Always	n=8 av.=7.75 md=8 dev.=1.67
2.7)	Value “ The overall value of the sections justified your time and effort.	Very Low or Never	0 0 1 0 0 0 1 2 3 1 2 3 4 5 6 7 8 9	Very High or Always	n=7 av.=7.57 md=8 dev.=2.15
2.8)	Overall “ What is your overall rating of the teaching assistant?	Very Low or Never	0 0 1 0 0 0 0 4 3 1 2 3 4 5 6 7 8 9	Very High or Always	n=8 av.=7.75 md=8 dev.=1.98

3. Your View of Section Characteristics:

3.1)	Difficulty (relative to other courses)	Low	2 5 1 1 2 3	High	n=8 av.=1.88 md=2 dev.=0.64
3.2)	Workload/pace was	Too Slow	0 8 0 1 2 3	Too Much	n=8 av.=2 md=2 dev.=0
3.3)	Integration of section with course was	Poor	0 4 4 1 2 3	Excellent	n=8 av.=2.5 md=2.5 dev.=0.53
3.4)	Texts, required readings	Poor	0 4 3 1 2 3	Excellent	n=7 av.=2.43 md=2 dev.=0.53 ab.=1

3.5)	Homework assignments		n=7 av.=2.71 md=3 dev.=0.49 ab.=1
3.6)	Graded materials, examinations		n=8 av.=2.75 md=3 dev.=0.46
3.7)	Lecture presentations		n=8 av.=2.63 md=3 dev.=0.52
3.8)	Class discussions		n=7 av.=2.57 md=3 dev.=0.53 ab.=1

4. Comments:

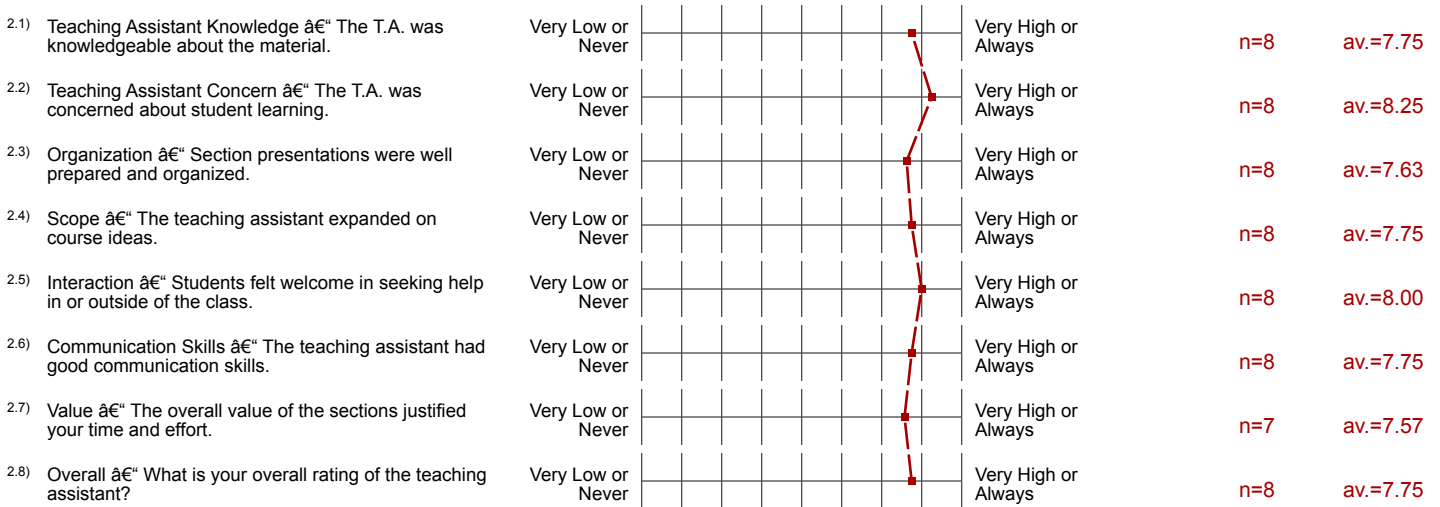
- 4.1) Please identify what you perceive to be the real strengths and weaknesses of this teaching assistant and course.
- Bang was very helpful, and knowledgeable.
 - Good TA
 - Sections were interactive and the TA was willing to clarify concepts.
 - good
 - has trouble giving straight answers to questions, either because he doesn't know the material or doesn't want to give a straight answer
 - very nice TA!

Profile

Subunit: **STATS**
 Name of the instructor: **B.Q. ZHENG**
 Name of the course: **191: STATS 101A DIS 1A: INT DATA ANALY REGR**
 (Name of the survey)

Values used in the profile line: Mean

2. To What Extent Do You Feel That:



3. Your View of Section Characteristics:

