





B.Q. ZHENG
Evaluation of Instruction Program Report
 16S: POL SCI 40 DIS 1G: INTRO-AMERICN PLTCS
 No. of responses = 8
 Enrollment = 20
 Response Rate = 40%

1. Background Information:


1.1) Year in School:



1.2) UCLA GPA:



1.3) Expected Grade:



1.4) What requirements does this course fulfill?

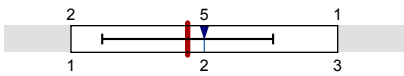
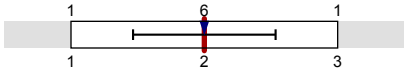
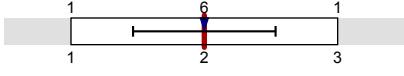
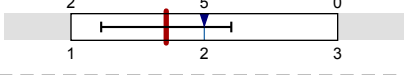



2. To What Extent Do You Feel That:

2.1)	Teaching Assistant Knowledge – The T.A. was knowledgeable about the material.		n=8 av.=7.63 md=8.5 dev.=2
2.2)	Teaching Assistant Concern – The T.A. was concerned about student learning.		n=8 av.=7.63 md=8.5 dev.=2.87
2.3)	Organization – Section presentations were well prepared and organized.		n=8 av.=7.13 md=8 dev.=2.23
2.4)	Scope – The teaching assistant expanded on course ideas.		n=8 av.=7.63 md=8.5 dev.=1.77
2.5)	Interaction – Students felt welcome in seeking help in or outside of the class.		n=8 av.=7.5 md=8.5 dev.=2
2.6)	Communication Skills – The teaching assistant had good communication skills.		n=8 av.=6.88 md=8 dev.=2.9
2.7)	Value – The overall value of the sections justified your time and effort.		n=8 av.=8.5 md=8.5 dev.=2.98
2.8)	Overall – What is your overall rating of the teaching assistant?		n=8 av.=8.5 md=8.5 dev.=3.16

3. Your View of Section Characteristics:

3.1)	Difficulty (relative to other courses)		n=8 av.=1.75 md=2 dev.=0.46
3.2)	Workload/pace was		n=8 av.=1.88 md=2 dev.=0.35
3.3)	Integration of section with course was		n=8 av.=2 md=2 dev.=0.76

3.4)	Texts, required readings	Poor		Excellent	n=8 av.=1.88 md=2 dev.=0.64
3.5)	Homework assignments	Poor		Excellent	n=8 av.=2 md=2 dev.=0.53
3.6)	Graded materials, examinations	Poor		Excellent	n=8 av.=2 md=2 dev.=0.53
3.7)	Lecture presentations	Poor		Excellent	n=7 av.=1.71 md=2 dev.=0.49 ab.=1
3.8)	Class discussions	Poor		Excellent	n=8 av.=2.13 md=2 dev.=0.83

4. Comments:

- 4.1) Please identify what you perceive to be the real strengths and weaknesses of this teaching assistant and course.
- Bang is great! I had him in PoliSci 20 and he saved me then as well. He definitely knows how to help you proactively to get a better understanding of the course and thus a better grade. In both 20 and 40 I felt like my professors gave lousy lectures so having Bang to subsidize the learning process was nothing short of a godsend. I wish I could have attended his sections more often but whoever decided Friday morning discussions was a good idea should be fired.
 - Bang was very helpful and concerned about his students. He was able to clarify the material well.
 - Could not understand teaching assistant very well which made it not worth my time to attend the sections.

Profile

Subunit: POL SCI
 Name of the instructor: B.Q. ZHENG
 Name of the course: 16S: POL SCI 40 DIS 1G: INTRO-AMERICN PLTCS
 (Name of the survey)

Values used in the profile line: Mean

2. To What Extent Do You Feel That:

Item	Very Low or Never	Very High or Always	n	av.
2.1) Teaching Assistant Knowledge – The T.A. was knowledgeable about the material.			n=8	av.=7.63
2.2) Teaching Assistant Concern – The T.A. was concerned about student learning.			n=8	av.=7.25
2.3) Organization – Section presentations were well prepared and organized.			n=8	av.=7.13
2.4) Scope – The teaching assistant expanded on course ideas.			n=8	av.=7.63
2.5) Interaction – Students felt welcome in seeking help in or outside of the class.			n=8	av.=7.50
2.6) Communication Skills – The teaching assistant had good communication skills.			n=8	av.=6.88
2.7) Value – The overall value of the sections justified your time and effort.			n=8	av.=7.00
2.8) Overall – What is your overall rating of the teaching assistant?			n=8	av.=7.00

3. Your View of Section Characteristics:

Item	Low / Too Slow / Poor	High / Too Much / Excellent	n	av.
3.1) Difficulty (relative to other courses)			n=8	av.=1.75
3.2) Workload/pace was			n=8	av.=1.88
3.3) Integration of section with course was			n=8	av.=2.00
3.4) Texts, required readings			n=8	av.=1.88
3.5) Homework assignments			n=8	av.=2.00
3.6) Graded materials, examinations			n=8	av.=2.00
3.7) Lecture presentations			n=7	av.=1.71
3.8) Class discussions			n=8	av.=2.13