



**B.Q. ZHENG**  
**Evaluation of Instruction Program Report**  
 16F: POL SCI 40 DIS 10: INTRO-AMERICN PLTCS  
 No. of responses = 13  
 Enrollment = 20  
 Response Rate = 65%

Survey Results

1. Background Information:

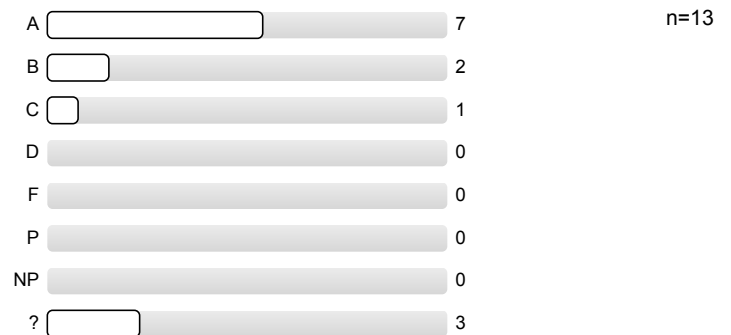
1.1) Year in School:




1.2) UCLA GPA:



1.3) Expected Grade:



1.4) What requirements does this course fulfill?



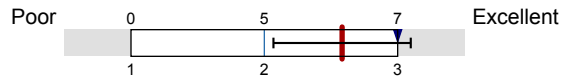
2. To What Extent Do You Feel That:

2.1)	Teaching Assistant Knowledge – The T.A. was knowledgeable about the material.	Very Low or Never	0 0 0 0 0 1 2 4 6 1 2 3 4 5 6 7 8 9	Very High or Always	n=13 av.=8.15 md=8 dev.=0.99
2.2)	Teaching Assistant Concern – The T.A. was concerned about student learning.	Very Low or Never	0 1 0 1 0 0 0 5 6 1 2 3 4 5 6 7 8 9	Very High or Always	n=13 av.=7.69 md=8 dev.=2.18
2.3)	Organization – Section presentations were well prepared and organized.	Very Low or Never	0 0 0 0 1 1 2 3 6 1 2 3 4 5 6 7 8 9	Very High or Always	n=13 av.=7.92 md=8 dev.=1.32
2.4)	Scope – The teaching assistant expanded on course ideas.	Very Low or Never	0 0 0 0 1 0 0 5 7 1 2 3 4 5 6 7 8 9	Very High or Always	n=13 av.=8.31 md=9 dev.=1.11
2.5)	Interaction – Students felt welcome in seeking help in or outside of the class.	Very Low or Never	0 0 0 0 1 0 1 6 5 1 2 3 4 5 6 7 8 9	Very High or Always	n=13 av.=8.08 md=8 dev.=1.12
2.6)	Communication Skills – The teaching assistant had good communication skills.	Very Low or Never	0 0 0 0 1 0 3 7 2 1 2 3 4 5 6 7 8 9	Very High or Always	n=13 av.=7.69 md=8 dev.=1.03
2.7)	Value – The overall value of the sections justified your time and effort.	Very Low or Never	0 0 0 0 1 0 1 6 5 1 2 3 4 5 6 7 8 9	Very High or Always	n=13 av.=8.08 md=8 dev.=1.12
2.8)	Overall – What is your overall rating of the teaching assistant?	Very Low or Never	0 0 0 0 1 0 1 7 4 1 2 3 4 5 6 7 8 9	Very High or Always	n=13 av.=8 md=8 dev.=1.08

3. Your View of Section Characteristics:

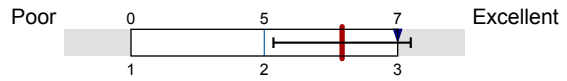
3.1)	Difficulty (relative to other courses)	Low	2 8 3 1 2 3	High	n=13 av.=2.08 md=2 dev.=0.64
3.2)	Workload/pace was	Too Slow	2 10 1 1 2 3	Too Much	n=13 av.=1.92 md=2 dev.=0.49
3.3)	Integration of section with course was	Poor	0 7 6 1 2 3	Excellent	n=13 av.=2.46 md=2 dev.=0.52
3.4)	Texts, required readings	Poor	0 8 5 1 2 3	Excellent	n=13 av.=2.38 md=2 dev.=0.51
3.5)	Homework assignments	Poor	0 7 4 1 2 3	Excellent	n=11 av.=2.36 md=2 dev.=0.5 ab.=2

3.6) Graded materials, examinations



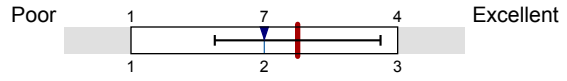
n=12  
 av.=2.58  
 md=3  
 dev.=0.51  
 ab.=1

3.7) Lecture presentations



n=12  
 av.=2.58  
 md=3  
 dev.=0.51  
 ab.=1

3.8) Class discussions



n=12  
 av.=2.25  
 md=2  
 dev.=0.62

# Profile

Subunit: POL SCI  
 Name of the instructor: B.Q. ZHENG  
 Name of the course: 16F: POL SCI 40 DIS 10: INTRO-AMERICN PLTCS  
 (Name of the survey)

Values used in the profile line: Mean

## 2. To What Extent Do You Feel That:

Item	Very Low or Never	Very High or Always	n	av.
2.1) Teaching Assistant Knowledge – The T.A. was knowledgeable about the material.			n=13	av.=8.15
2.2) Teaching Assistant Concern – The T.A. was concerned about student learning.			n=13	av.=7.69
2.3) Organization – Section presentations were well prepared and organized.			n=13	av.=7.92
2.4) Scope – The teaching assistant expanded on course ideas.			n=13	av.=8.31
2.5) Interaction – Students felt welcome in seeking help in or outside of the class.			n=13	av.=8.08
2.6) Communication Skills – The teaching assistant had good communication skills.			n=13	av.=7.69
2.7) Value – The overall value of the sections justified your time and effort.			n=13	av.=8.08
2.8) Overall – What is your overall rating of the teaching assistant?			n=13	av.=8.00

## 3. Your View of Section Characteristics:

Item	Low / Too Slow / Poor	High / Too Much / Excellent	n	av.
3.1) Difficulty (relative to other courses)			n=13	av.=2.08
3.2) Workload/pace was			n=13	av.=1.92
3.3) Integration of section with course was			n=13	av.=2.46
3.4) Texts, required readings			n=13	av.=2.38
3.5) Homework assignments			n=11	av.=2.36
3.6) Graded materials, examinations			n=12	av.=2.58
3.7) Lecture presentations			n=12	av.=2.58
3.8) Class discussions			n=12	av.=2.25

## Comments Report

---

### 4. Comments:

- <sup>4.1)</sup> Please identify what you perceive to be the real strengths and weaknesses of this teaching assistant and course.
- Bang is the man, great TA
  - Bang is well versed in the political and social mechanisms that run American society, and provides incredible insight and background information to the topics relevant to the course material. Lecture presentations are well thought out, organized, and meaningfully executed.
  - Bang was a great TA in that he was very approachable and did a good job expanding on information we touched upon briefly in class. He was a bit hard to understand but he was very willing to break down his points further upon request.
  - Bang was a great TA. He helped me understand the readings much better and how it applied to what we were learning in class. His clarification and elaboration on materials really helped make this class easier.
  - Bang was very concerned with student learning and engagement, and he did a good job of helping us understand concepts that we'd gone over in lecture. He was always excited to be in section and to help us better understand the course as a whole.
  - TA is able to summarize the content of the lecture effectively, which helps us focus on important learning every week.